



ISOPURE

Premium Monofocal IOL

UNCOMPROMISED

SIMPLIFIED

**XT
T
N
D
E
D**

ISOPURE



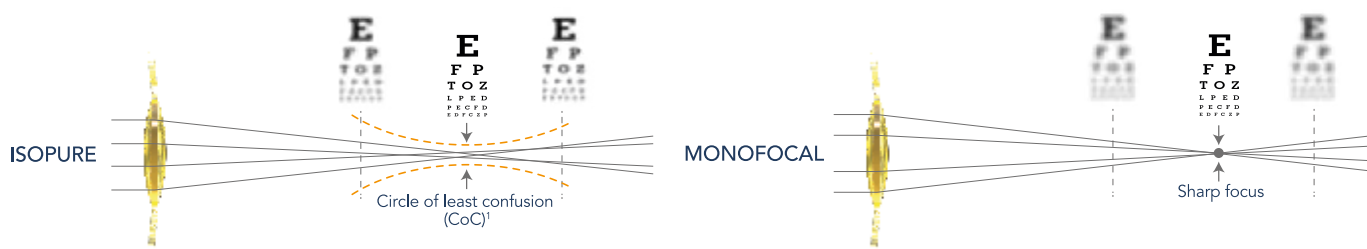
bvimedical.com

ISOPURE®

ISOPURE is a premium IOL suitable for cataract patients designed to provide functional intermediate vision, in different conditions, without compromising quality of vision - with the simplicity of a monofocal IOL.

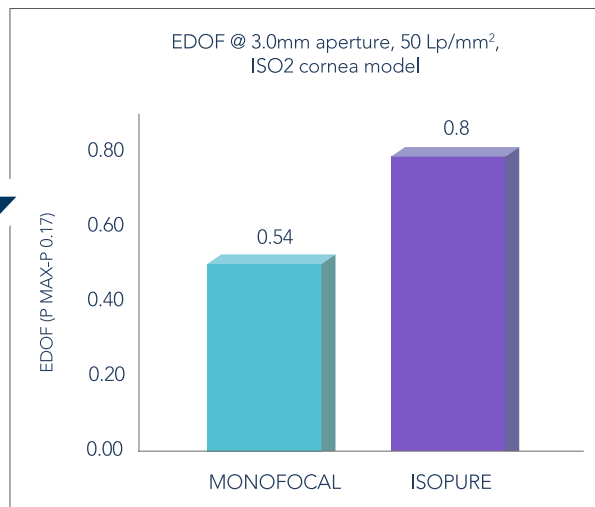
The PhysIOL® ISOPURE Lens

ISOPURE is a non-diffractive aspherical lens based on a polynomial technology. ISOPURE is designed to provide cataract patients high far vision quality, combined with functional intermediate vision by accentuating the extended depth of focus effect without inducing photic phenomena.



ISOPURE Technology

To achieve extended depth of focus³ performance, ISOPURE shows a unique design surface due to its unique polynomial⁴ technology.



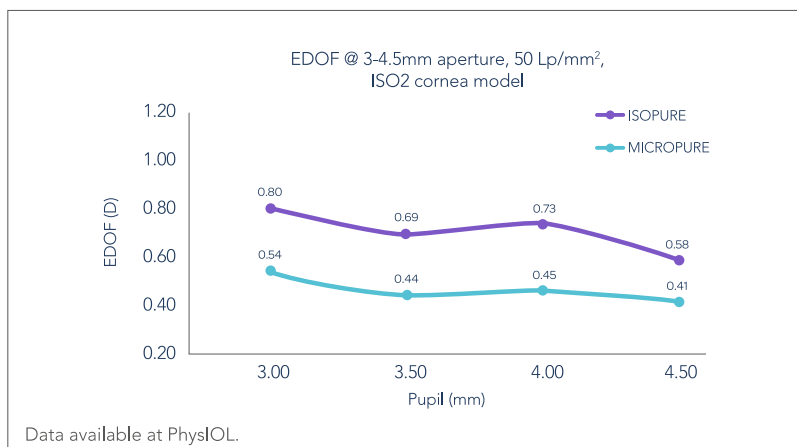
What do the studies say?

On the optical bench⁵, the ISOPURE tends to achieve around 1 diopter of depth of focus. This represents an increase of around 50% compared to a standard aspheric monofocal IOL (MICROPURE).

Reference: Data available at PhysIOL.

Pupil Variation

At different conditions, ISOPURE provides a larger depth of focus compared to a monofocal lens.



Data available at PhysIOL.

¹ CoC is used in photography to determine the depth of focus of an image that is acceptably sharp.

² Measurement on optical bench equipped with the ISO2 cornea model which fulfills ISO 11979-2 with 0.28 μm spherical aberrations @ 5.15 mm aperture and IOL plane.

³ Extended depth of focus is defined as the power add-in diopter from the MTF peak (best focus) to MTF value of 0.17 at 50 Lp/mm (internal PhysIOL criterion).

⁴ Patent pending

⁵ The corneal model to fulfill the ISO 11979-1 guidelines specifications C3 with 0.28mm SA at 5.15mm aperture IOL plane will mimic the average human cornea.

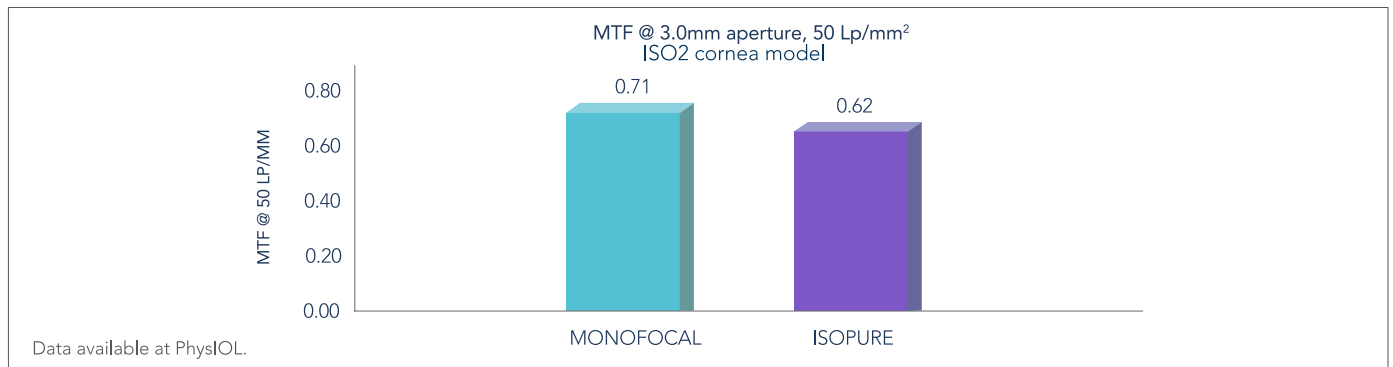
⁶ Biomaterial Optical Purity. The David J Apple International Laboratory for Ocular Pathology, 3 MAY 2017

Simplified: Photic Phenomena

Due to the combination of its non-diffractive design and the unique polynomial technology, the ISOPURE optic has been designed to provide a low incidence of halos, glares or starbursts and comparable to a monofocal lens.


Uncompromised: Quality of Vision

ISOPURE benefits from a unique aspheric design on the anterior and posterior surface. Optical bench demonstrates comparable contrast sensitivity to a monofocal lens (ISO2 cornea model).



Extended: USAF Resolution Target

A model eye bench simulator viewing USAF 1951 target charts demonstrates below the optimal image quality for ISOPURE at far distance to an intermediate vision compared with monofocal aspheric lens.



10 years proven technology

- G-free® (GFY) is the glistening-free⁶ hydrophobic material by PhysiOL patented since 2010.
- Proven micro platform stability and long-term safety.
- Preloaded injection system PhysiOL 1.2.3



ISOPURE



Description

Model	ISOPURE 123	
Material	GFY Hydrophobic Acrylic ¹	
Overall diameter	10D to 24.5D: 11.00mm - 25D to 30D: 10.75mm	
Optic diameter	10D to 24.5D: 6.00mm - 25D to 30D: 5.75mm	
Optic	Polynomial Surface Design ⁵	
Filtration	Micro (4-closed loops) & Posterior Angulated Haptic	
Haptic design	UV & Blue Light	
Refractive index	1.53	
Abbe number	42	
Injection system	1.2.3 Premium	
Spherical power	+10D to +30D (0.5D steps) Cartridge with PRS [®] technology ²	
Suggested A constant ³		Interferometry
	Hoffer Q: pACD	5.85
	Holladay 1: Sf	2.06
	Barrett: LF	2.09
	SRK/T: A	119.40
	Haigis ⁴ : a0; a1; a2	1.70; 0.4; 0.1
	ISOPURE	
Overall diameter	10.75mm	
Optic diameter	5.75mm	
Injection system	Medicel Accuject 2.0 / 2.1 / 2.2mm	
Spherical power	+31D to +35D (1D steps)	

¹ The PhysiOL GFY[®] is patented since 2010. | ² The PRS technology is patent pending. | ³ Values estimated only; surgeons are recommended to personalize their A-constant based on their surgical techniques and equipment, experience with the lens model and postoperative results. | ⁴ Not optimized. | ⁵ Patent pending. | TDS ISOPURE 123 590632-04

Distributor



Imported in India by
A V MEDITECH
 DSS-308, Ground Floor, Sector-20,
 Huda Kaithal (HR) INDIA-136027
 Mob. : 9354343355
 E-mail: info@avmeditech.com
 Website: www.avmeditech.com

